

Measuring Central Universities' Research Contribution to the Nation (India): An Assessment of ETDs (Shodhganga)

*Ms. Manmeet Kaur, Assistant Librarian, Uttarakhand Sanskrit University, Haridwar

manmeet.mangeshsalunke@gmail.com

**Dr. Raja Ram Bhat, Assistant Librarian, Mohanlal Sukhadia University, Udaipur-Rajasthan

rajaramb007@gmail.com

Background: Information and communication technology (ICT) has significantly impacted the way people search, gather, and disseminate information. Grey literature, which includes research not widely published or with limited non-commercial publication, includes important sources like dissertations and theses. Electronic Theses and Dissertations (ETD) have significantly impacted this process. The University Grants Commission Notification, published on June 1, 2009, mandates Indian researchers to submit electronic copies of their theses and dissertations for free access to the global academic community. Universities can receive UGC funding to digitize their research backlog by signing Memorandums of Understanding with the INFLIBNET Center and making electronic copies available to Shodhganga. Students must submit their theses and dissertations online to meet this requirement. While it can be a useful source of data for research, it is crucial to remember that there are other metrics that should be utilized to evaluate a university's contribution to national research. Shodhganga is a repository for Indian Ph.D. theses, while INFLIBNET collects and makes research available through its network. This project facilitates effective sharing and accessibility of research findings within the academic community. The Shodhganga repository now has 482492 full-text theses and dissertations uploaded (till September 5, 2023), and 840 universities have signed the Memorandum of Understanding (MoU) and are contributing to it.

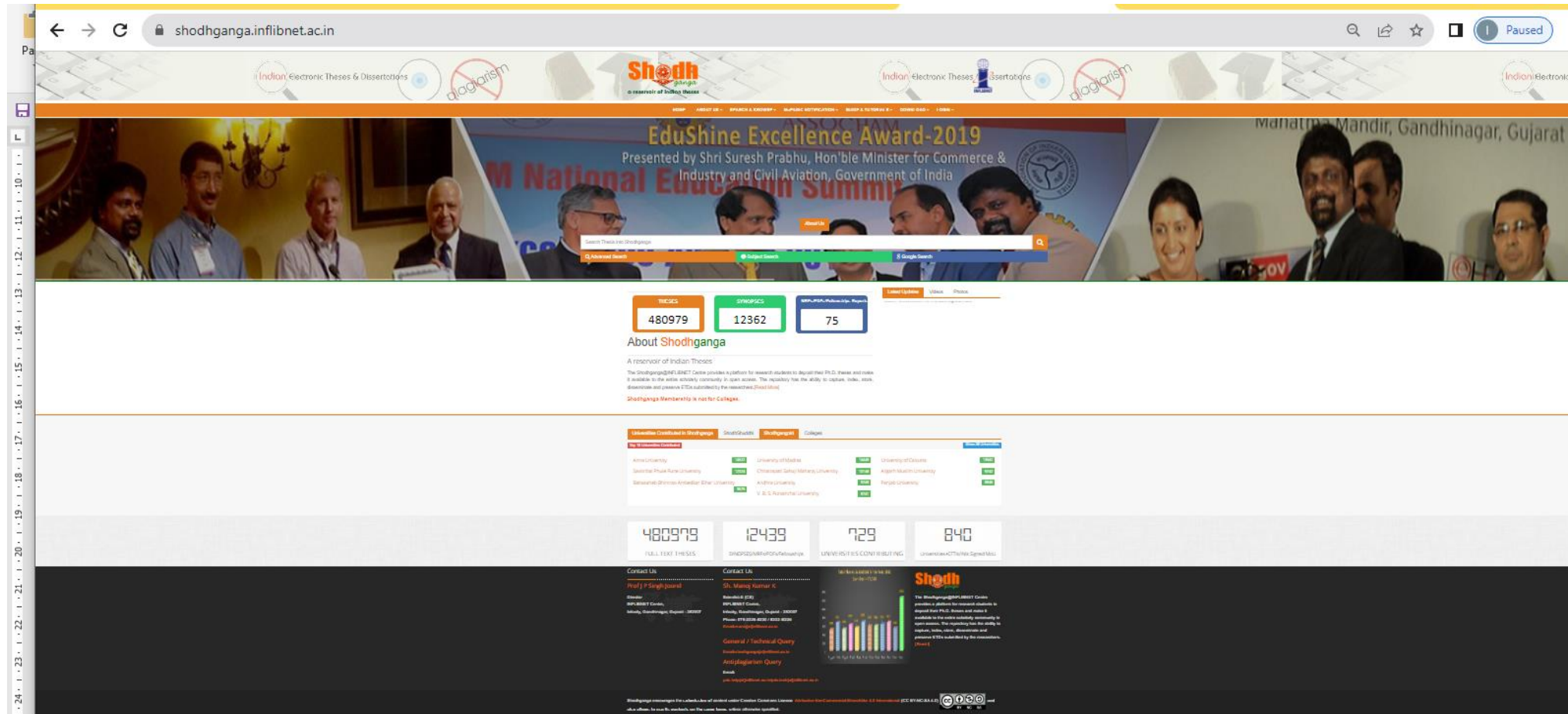


Figure 1

(Source: <https://shodhganga.inflibnet.ac.in/> Access on 28.08.2023)

OBJECTIVES OF THE STUDY

- **CATEGORIZE THE THESES:** The study examines the research landscape in Central Universities by analyzing ETD uploads to Shodhganga in 2022.
- **ASSESSING LANGUAGE DISTRIBUTION,** departmental classification, evaluating interdisciplinary collaboration, and setting performance benchmarks.
- **ANALYZE THE DATA:** Determine how many ETDs were submitted by each Central university in order to analyze the data.
- **COMPARE THE CENTRAL UNIVERSITIES ETDS:** It's critically important to compare university contributions to research, such as the number of ETDs uploaded.

It is crucial to keep in mind that these aims may change based on the particular environment and objectives of the evaluation done on the research contributions made by central institutions through ETDs in Shodhganga.

Methods: The methodology for gathering information about Electronic Theses and Dissertations (ETDs) from central universities involved thorough searching on Shodhganga, organizing the data into an Excel spreadsheet, and selecting specific universities to ensure accurate representation. To avoid having the same data twice, the researchers chose universities unique in their states. It is important to note that some newer central universities may not have uploaded their ETDs yet on Shodhganga, as they are still in the early stages of development. The data was organized and carefully selected to avoid duplicates. The study emphasizes the importance of carefully selecting and organizing data to ensure accurate representation of central universities.

Table 1: Central Universities offer ETDs on Shodhganga

| Serial No. | Name of the University | ETDs offer On Shodhganga |
|------------|---|--------------------------|
| 1 | Aligarh Muslim University | Yes |
| 2 | Assam University | Yes |
| 3 | Babasaheb Bhimrao Ambedkar University | Yes |
| 4 | Banaras Hindu University | Yes |
| 5 | Central Agricultural University | Yes |
| 6 | Central Sanskrit University | Yes |
| 7 | Central University of Gujarat | Yes |
| 8 | Central University of Haryana | Yes |
| 9 | Central University of Himachal Pradesh | Yes |
| 10 | Central University of Jammu | Yes |
| 11 | Central University of Jharkhand | Yes |
| 12 | Central University of Karnataka | Yes |
| 13 | Central University of Kashmir | Yes |
| 14 | Central University of Kerala | Yes |
| 15 | Central University of Orissa | Yes |
| 16 | Central University of Punjab | Yes |
| 17 | Central University of Rajasthan | Yes |
| 18 | Central University of South Bihar | Yes |
| 19 | Central University of Tamil Nadu | Yes |
| 20 | Dr. Harisingh Gour Vishwavidyalaya | Yes |
| 21 | English & Foreign Languages University | Yes |
| 22 | Guru Ghasidas Vishwavidyalaya | Yes |
| 23 | Hemvati Nandan Bahuguna Garhwal University | Yes |
| 24 | Indian Maritime University | Yes |
| 25 | Indira Gandhi National Open University | Yes |
| 26 | Jamia Millia Islamia | Yes |
| 27 | Jawaharlal Nehru University | Yes |
| 28 | Mahatma Gandhi Antarrashtriya Hindi Vishwavidyalaya | Yes |
| 29 | Manipur University | Yes |
| 30 | Maulana Azad National Urdu University | Yes |
| 31 | Mizoram University | Yes |
| 32 | Nagaland University | Yes |
| 33 | National Sanskrit University (previously Rashtriya Sanskrit Vidyapeeth) | Yes |
| 34 | North Eastern Hill University | Yes |
| 35 | Pondicherry University | Yes |
| 36 | Rajiv Gandhi University | Yes |
| 37 | Shri Lal Bahadur Shastri National Sanskrit University | Yes |
| 38 | Sikkim University | Yes |
| 39 | South Asian University | Yes |
| 40 | Tezpur University | Yes |
| 41 | The Indira Gandhi National Tribal University | Yes |
| 42 | Tripura University | Yes |
| 43 | University of Allahabad | Yes |
| 44 | University of Delhi | Yes |
| 45 | University of Hyderabad | Yes |
| 46 | Visva Bharati | Yes |

The table 1 lists universities with Electronic Theses and Dissertations (ETDs) available on the Shodhganga platform, with all universities having "Yes" status, indicating their ETDs are accessible.

Table 2: Central Universities do not provide ETDs on Shodhganga

| Serial No. | Name of the University | ETDs do Not Provide ETDs on Shodhganga |
|------------|---|--|
| 1 | Central Tribal University of Andhra Pradesh | Not uploaded |
| 2 | Central University of Andhra Pradesh | Not uploaded |
| 3 | Dr. Rajendra Prasad Central Agricultural University | Not uploaded |
| 4 | Gati Shakti Vishwavidyalaya | Not uploaded |
| 5 | Mahatma Gandhi Central University | Not uploaded |
| 6 | Nalanda University | Not uploaded |
| 7 | National Sports University | Not uploaded |
| 8 | Rajiv Gandhi National Aviation University | Not uploaded |
| 9 | Rani Lakshmi Bai Central Agricultural University | Not uploaded |
| 10 | Sindhu Central University | Not uploaded |

The table 2 displays universities with "Not uploaded" status for Electronic Theses and Dissertations (ETDs) availability on the Shodhganga platform, indicating that these ETDs are not accessible.

Table 3: Central Universities and their ETD Count

| Serial No. | State | Name of Central University | Established | Centralized | No. of ETDs |
|--------------|-------------------|---|-------------|-------------|-------------|
| 1 | Arunachal Pradesh | Rajiv Gandhi University | 1985 | 2007 | 52 |
| 2 | Assam | Assam University | 1994 | 1994 | 28 |
| 3 | Bihar | Central University of South Bihar | 2009 | 2009 | 22 |
| 4 | Chhattisgarh | Guru Ghasidas Vishwavidyalaya | 1983 | 2009 | 10 |
| 5 | Delhi | The Central Sanskrit University | 1970 | 2020 | 27 |
| 6 | Gujarat | Central University of Gujarat | 2009 | 2009 | 30 |
| 7 | Haryana | Central University of Haryana | 2009 | 2009 | 8 |
| 8 | Himachal Pradesh | Central University of Himachal Pradesh | 2009 | 2009 | 1 |
| 9 | Jammu & Kashmir | Central University of Jammu | 2011 | 2011 | 21 |
| 10 | Jharkhand | Central University of Jharkhand | 2009 | 2009 | 13 |
| 11 | Karnataka | Central University of Karnataka | 2009 | 2009 | 28 |
| 12 | Kerala | Central University of Kerala | 2009 | 2009 | 39 |
| 13 | Madhya Pradesh | The Indira Gandhi National Tribal University | 2007 | 2007 | 31 |
| 14 | Maharashtra | Mahatma Gandhi Antarrashtriya Hindi Vishwavidyalaya | 1997 | 1997 | 33 |
| 15 | Manipur | Manipur University | 1980 | 2005 | 76 |
| 16 | Mizoram | Mizoram University | 2000 | 2000 | 104 |
| 17 | Meghalaya | North-Eastern Hill University | 1973 | 1973 | 96 |
| 18 | Nagaland | Nagaland University | 1994 | 1994 | 16 |
| 19 | Odisha | Central University of Orrisa | 2009 | 2009 | 4 |
| 20 | Pondicherry | Pondicherry University | 1985 | 1985 | 2 |
| 21 | Punjab | Central University of Punjab | 2009 | 2009 | 31 |
| 22 | Rajasthan | Central University of Rajasthan | 2009 | 2009 | 18 |
| 23 | Sikkim | Sikkim University | 2007 | 2007 | 41 |
| 24 | Tamil Nadu | Central University of Tamil Nadu | 2009 | 2009 | 24 |
| 25 | Telangana | English and Foreign Languages University | 1958 | 2007 | 7 |
| 26 | Tripura | Tripura University | 1987 | 1987 | 27 |
| 27 | Uttarakhand | Hemwati Nandan Bahuguna Garhwal University | 1973 | 2009 | 64 |
| 28 | Uttar Pradesh | Babasaheb Bhimrao Ambedkar University | 1996 | 1996 | 48 |
| 29 | West Bengal | Visva Bharati | 1921 | 1921 | 39 |
| Total | | | | | 940 |

Central Universities with Total ETDs

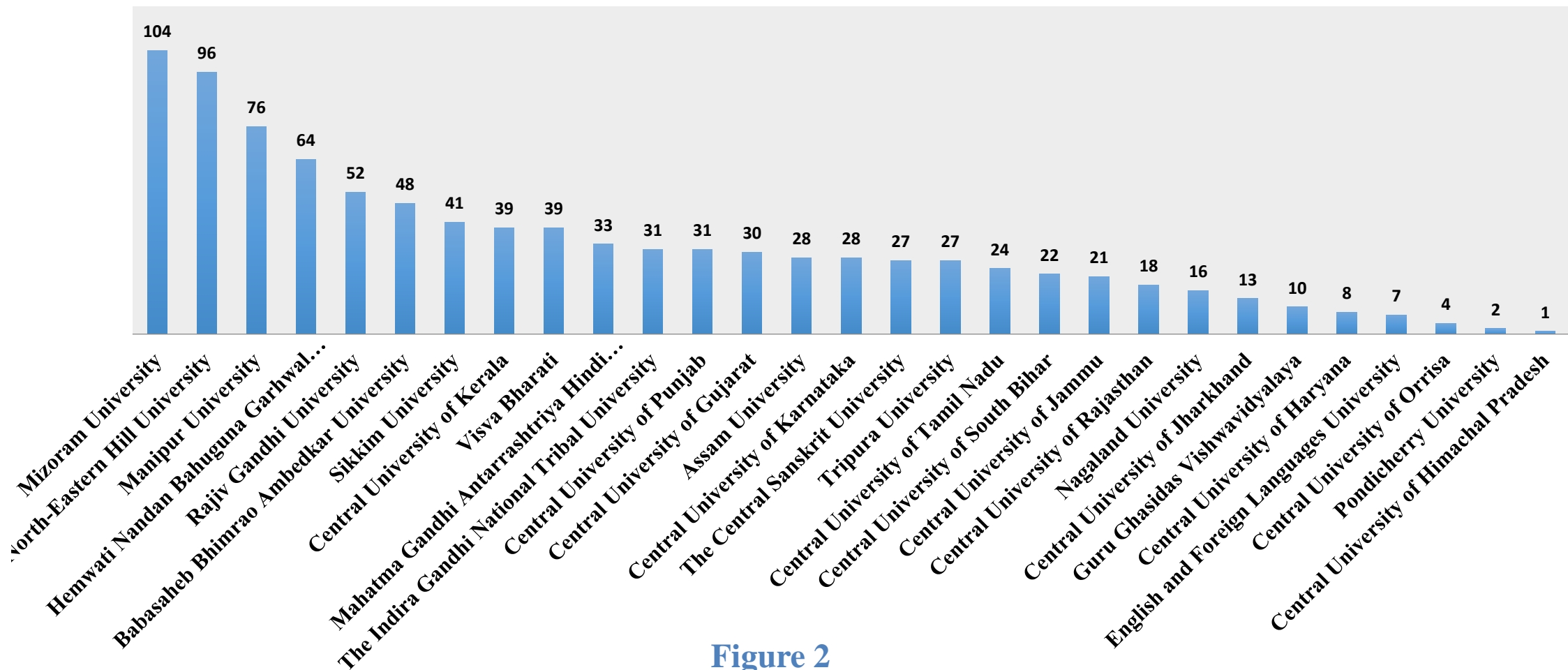


Figure 2

Table 3 and Figure 2 displays Central Universities by state, establishment year, centralized status, and ETDs available, totaling 940 ETDs across these universities.

Table 4: Comprehensive overview of the Linguistic Distributions of ETDs

| Serial Number | Language | No. of ETDs |
|---------------|----------|-------------|
| 1 | English | 793 |
| 2 | Hindi | 84 |
| 3 | Sanskrit | 27 |
| 4 | Nepali | 7 |
| 5 | Manipuri | 7 |
| 6 | Bengali | 5 |
| 7 | Oriya | 3 |
| 8 | Kannada | 3 |
| 9 | Arabic | 2 |
| 10 | Tenyidie | 2 |
| 11 | Khasi | 2 |
| 12 | French | 2 |
| 13 | Tamil | 1 |
| 14 | Spanish | 1 |
| 15 | Far East | 1 |
| | Total | 940 |

The table provides a comprehensive overview of the linguistic distributions of 940 ETDs across various languages. The table presents the number of Electronic Theses and Dissertations (ETDs) in various languages. English is the most dominant language with 793 ETDs. Hindi has 84 ETDs, while Sanskrit has 27 ETDs. Nepali has 7 ETDs, indicating research conducted in Nepali or focusing on Nepali subjects. Manipuri has 7 ETDs, Bengali has 5 ETDs, Oriya has 3 ETDs, Kannada has 3 ETDs, Arabic has 2 ETDs, Tenyidie has 2 ETDs, Khasi has 2 ETDs, French has 2 ETDs, Tamil has 1 ETD, Spanish has 1 ETD, and the Far East has 1 ETD. The diversity of research contributions in this collection is evident in the various languages and their respective languages.

Language-Wise Distribution of No. ETDs

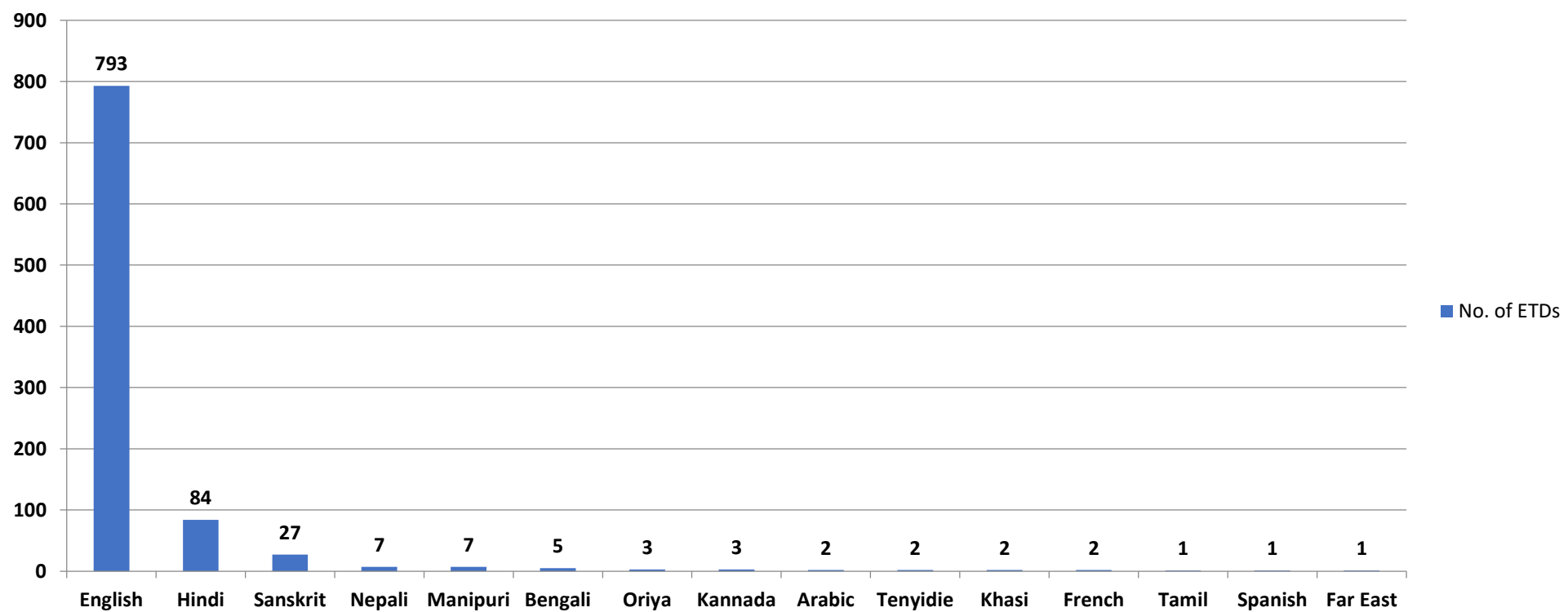


Figure 3: Comprehensive Overview of the Linguistic Distributions of ETDs

The total number of ETDs is 940, with English being the predominant language. Other languages include Hindi, Sanskrit, Nepali, Manipuri, Bengali, Oriya, Kannada, Arabic, Tenyidie, Khasi, French, Tamil, Spanish, and Far East. The diversity of research contributions in this collection is evident in the various languages and their respective languages.

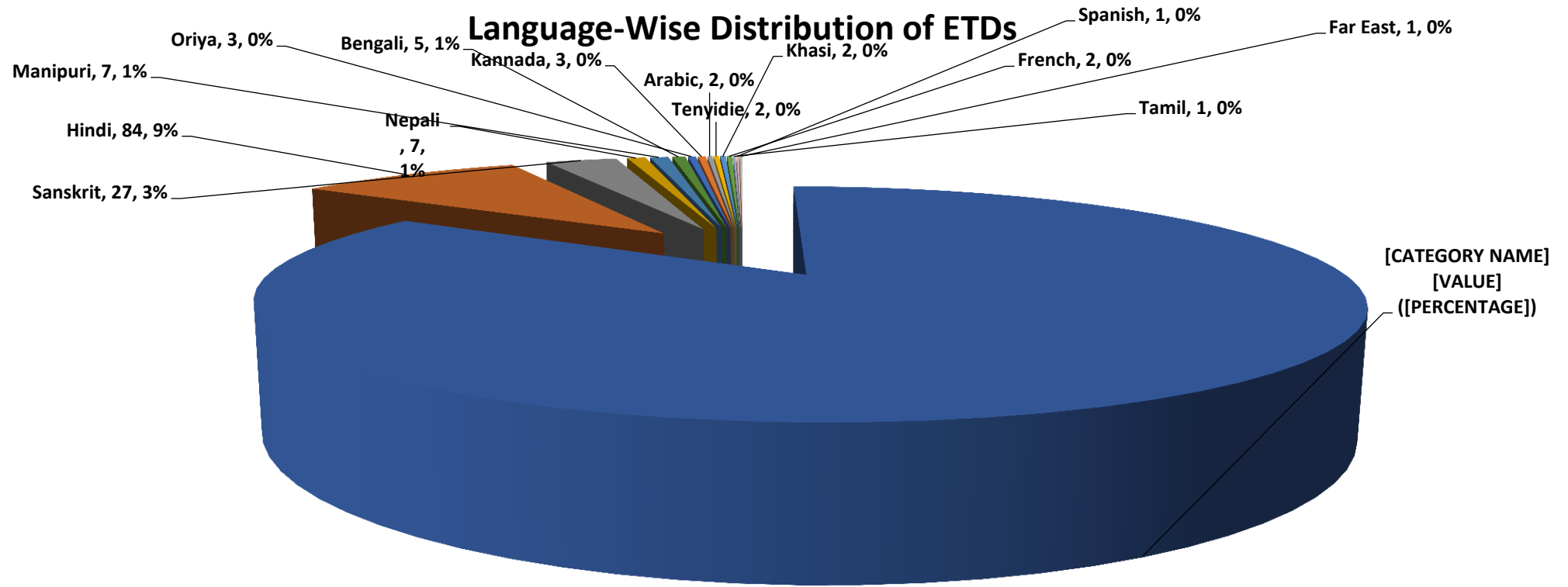


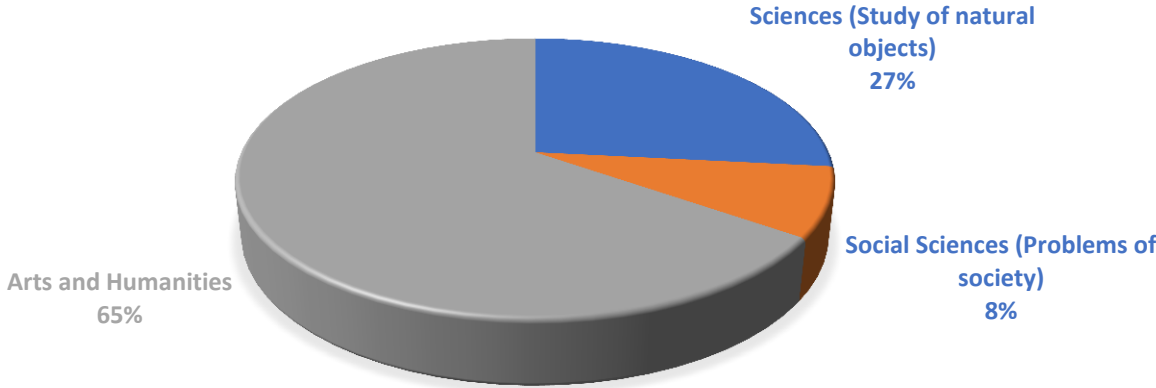
Figure 4: Comprehensive Overview of the Linguistic Distributions of ETDs

Figure 3 and 4 shows that the most common languages are English, Hindi, and Sanskrit, but there is also representation from regional and other languages, illuminating the many linguistic and cultural contributions of the academic community.

Table 5: Distribution of Departments Across Academic Disciplines

| Serial Number | Sciences (study of natural objects) | Social Sciences (problems of society) | Arts and Humanities |
|---------------|-------------------------------------|---------------------------------------|---------------------|
| 1 | 53 | 16 | 130 |

FIGURE 4: DISTRIBUTION OF DEPARTMENTS ACROSS ACADEMIC DISCIPLINES



The table displays the distribution of departments across three academic fields in central universities across India, with the majority of ETDs from the Arts and Humanities Departments.

Results: Central Universities have varying degrees of establishment, with most having a centralized status since their inception. The number of ETDs on Shodhganga indicates research activity, with Manipur and Mizoram being notable for their substantial number. The data also highlights the linguistic and regional diversity of research conducted in Central Universities, with various languages and disciplines represented. The results provide a comprehensive overview of Central Universities in India, highlighting their significant role in the country's academic landscape and their research productivity. It also offers insights into the nature and diversity of academic research in India, requiring further analysis and exploration of their ETDs.

Conclusion: Electronic Theses and Dissertations (ETDs) on Shodhganga in 2022 reveals English as the predominant language, with 793 documents, indicating its global importance in academic communication. The table also highlights the rich linguistic and cultural diversity in academic research, with languages like Hindi, Sanskrit, Nepali, Manipuri, and Bengali contributing to the collection. The ETDs on Shodhganga include a diverse range of languages, including fewer common ones like Tenyidie, Khasi, and Arabic, as well as international languages like French and Spanish. This diversity highlights the inclusivity of research and the contributions of scholars from various linguistic backgrounds. English remains the dominant language for academic discourse, emphasizing its global reach and accessibility. This data offers valuable insights into the linguistic dimensions of academic research in India.

Thank You